

WIDESPAN 4000 SHELVING SYSTEMS

The versatile storage system
for retail and industrial applications



- WELDED FRAMES READY FOR QUICK ASSEMBLY
- SIDE MOUNTED BEAMS OR FRONT MOUNTED BEAMS
- PARTICLE BOARD SHELVES OR STEEL SHELVES
- SHELVES SUPPORTED ON BEAMS FOR EXTRA STRENGTH

WIDESPAN 4000 SHELVING STORAGE SYSTEMS



LONG SPAN SHELVING (BULK STORAGE)

Widespan 4000 System provides the ideal universal shelving system for bulk and lightweight items.

The shelf sizes range from 12" x 36" to 48" x 96".



MEZZANINE AND CATWALK SYSTEMS

Widespan 4000 Systems are also used for high-rise mezzanine or catwalk applications.

Flooring can be open steel plank, steel deck, plywood or bar grating.

The mezzanine floor is used for storage, light assembly work or office, depending on local building codes, while allowing almost full use of the space below.



CUSTOMIZED AND SPECIALTY STORAGE SYSTEMS

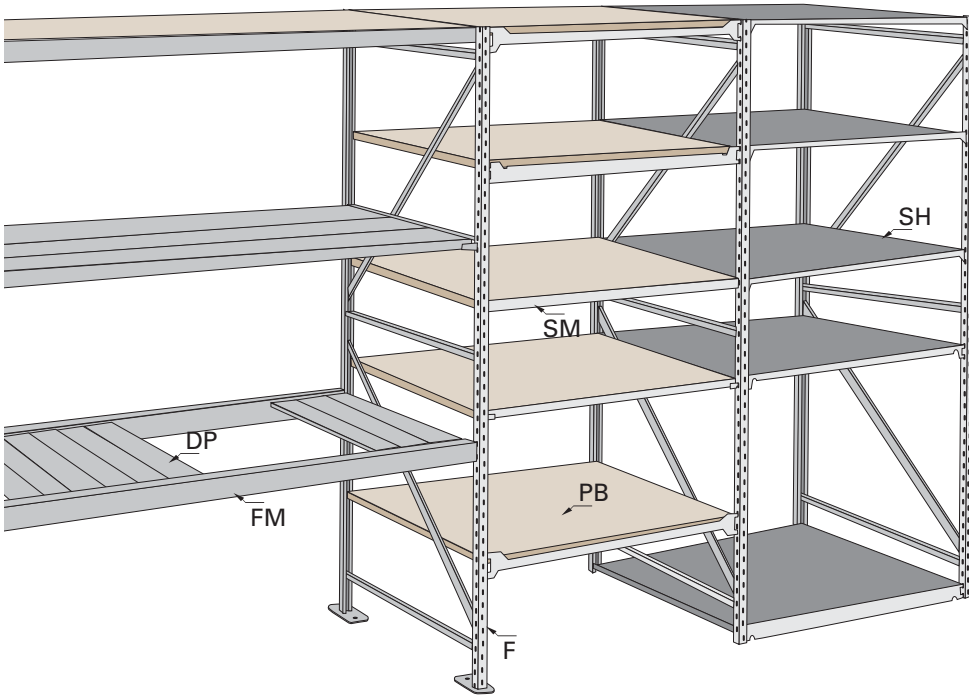
- Tire Rack
- Automotive Storage
- Muffler Storage
- Archives



RETAIL AND DISPLAY STORAGE SYSTEMS

- Electrical and Hardware
- Golf and Sporting Goods
- Pet Stores
- Discount Stores

WIDESPAN 4000 COMPONENTS

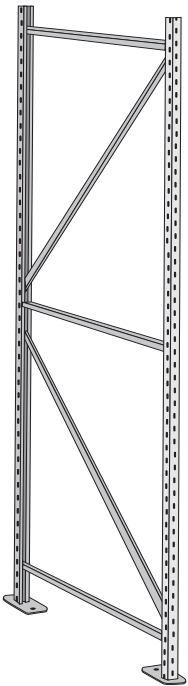


- F - Welded Common Frame
- FM - Front Mounted Step Beam
- SM - Side Mounted EasyUp 5000 Beam
- PB - Particle Board Shelf
- SH - Steel Shelf
- DP - Galvanized Drop-in Panel

Standard Colour: GREY

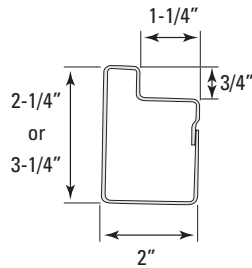
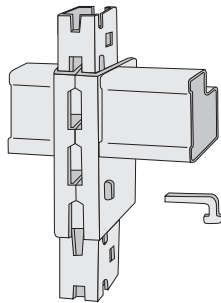
FRAMES

Manufactured from 14 ga. steel and welded into an extremely strong structure.



FRONT MOUNT BEAMS

Available in 2" and heavy duty 3". Manufactured from a one-piece 14 ga. rollformed section.



SIDE MOUNTED EASY-UP 5000 BEAMS

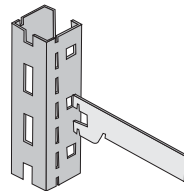
Using side mounted beams as shelf supports provide a cost effective shelving system.

The V-Type design supports particle board or steel shelving in front and back for added weight capacity.

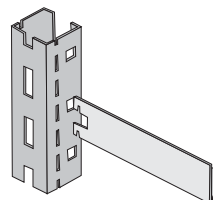
Front face covers board for neat appearance and provides maximum storage space.

Beams are adjustable on 1" centers.

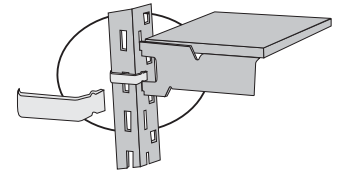
Standard Beam



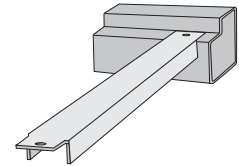
H.D. Baseplate Beam



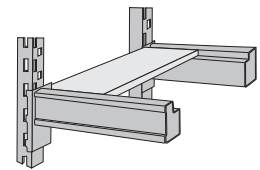
Beam Locking Clip



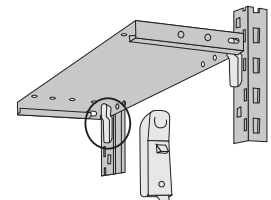
Shelf Support




Drop-In Panel Shelf



Metal Shelf On Clip





43 YEARS.

Our goal is to provide you with not only superior products but also the understanding of the importance of utilizing the proper material handling and storage solutions. Improving efficiency is our number one goal.

FOUR LOCATIONS TO SERVE YOU.

VANCOUVER

119-930 West 1st Street North
Vancouver, BC, V7P 3N4

P: (604) 980-8511

TF: 1 (800) 605-4822

SURREY

5225 192 Street,
Surrey, BC, V3S 8E5

P: (604) 574-5797

TF: 1 (800) 796-8010

CALGARY

102-1437 47 Ave NE,
Calgary, AB, T2E 6N7

P: (403) 291-3223

TF: 1 (800) 605-4847

EDMONTON

3604 74 Ave NW,
Edmonton, AB, T6B 2P7

P: (780) 468-4395

TF: 1 (800) 580-1089