

rousseau

High-Quality, Safe and Heavy-Duty Products

Storage System for the Mining Industry



Overview of Rousseau's products



1.866.463.4270
info@rousseau-metal.com
rousseau-metal.com



Storage System for the Mining Industry

For over 60 years, Rousseau Metal Inc., a company that is constantly growing, has been manufacturing safe, robust and high-quality storage systems adapted to your needs. Our goal is to offer our clients the very best. Regardless of your storage and organization requirements: tool boxes, workstations, heavy-duty cabinets and drawers in shelving system, we let you store more in less space. Open or closed, fixed or mobile, small or large, we can satisfy your needs with very flexible products and made-to-measure solutions.

Rousseau has developed storage solutions that successfully satisfy the requirements of underground and open-pit mines. In fact, the robustness, safety and high quality of our products is the key to our success in the mining sector. For products that satisfy your expectations, think Rousseau!

Here are just a few of the advantages of Rousseau products:

- Superior Safety;
- Heavy-Duty;
- Durable Quality;
- Increase Productivity;
- Maximize your Space;
- Ergonomic Design.

Rousseau has the solution for each sector in your mine:

- Warehouse (Storeroom);
- Maintenance and Repair Shop;
- Industrial Vehicle Maintenance Department;
- Administrative Department.

We also have specialized solutions for your field of activity and solutions for other sectors in your mine such as:

- Assay Lab;
- Geology Department;
- Nursing and First Aid Station;
- Underground Shops and Storage;
- Camp Kitchen;
- Laundry Facility.

Our network of Storage Specialist can help you find the right solution, give us a call.



The Rousseau drawer rolling mechanism is covered by a lifetime warranty

Proposal product numbers shown on the cover: R5XEE-2008, R5WH5-2051, R5GKG-3820

Warehouse (Storeroom)

More often than not, your department needs to store a lot in a small amount of space. Opt for our hybrid, multi-purpose system of drawers in shelving, which has proven its worth for 25 years. This robust system, which can be assembled quickly, makes the most of each inch of storage space possible and allows you to recover up to 70% of your space.

Our 400 lb capacity drawers are heavy-duty and high quality. We offer you a Lifetime Warranty on the rolling mechanism of the drawers. The possibilities for accessorizing your drawers with our patented clip-in partitions and dividers are endless, depending on the shape of your parts. Multiple dimensions and configurations are possible in terms of width, depth and height.

Open Shelving




SHE1024

Box-type shelves with front and rear edges that are roll formed and welded;
Shelves adjustable every inch c/c;
Welded uprights;

To order, complete the model numbers with an H (for posts with a smooth finish) or R (for posts with a perforated surface). You should also complete the model numbers with an E (for a starter unit) or a B (for an add-on unit).

Dimensions			Capacity per Shelf	No. of Shelves			
W	D	H		5	6	7	8
36"	18"	75"	800 lb	S__1002	S__1008	S__1014	S__1020
36"	18"	87"	800 lb	S__1005	S__1011	S__1017	S__1023
36"	24"	75"	625 lb	S__1003	S__1009	S__1015	S__1021
36"	24"	87"	625 lb	S__1006	S__1012	S__1018	S__1024
48"	18"	75"	575 lb	S__1032	S__1038	S__1044	S__1050
48"	18"	87"	575 lb	S__1035	S__1041	S__1047	S__1053
48"	24"	75"	600 lb	S__1033	S__1039	S__1045	S__1051
48"	24"	87"	600 lb	S__1036	S__1042	S__1048	S__1054

Shelving with Drawers



R5SEE-874809

Box-type shelves with front and rear edges that are roll formed and welded;
Shelves adjustable every inch c/c;
Closed welded uprights with back panels;
7 drawers with partitions and dividers, including 2 - 3" drawers, 3 - 4" drawers and 2 - 6" drawers;
1 front access roll-out shelf;
400 lb capacity per drawer, 100% extension;
To order an add-on unit, add an A to the product number.



Optional Vertical Security Bar

Dimensions		75" H	No. of Shelves	87" H	No. of Shelves
W	D				
36"	18"	R5SEC-754809_	4	R5SEC-874809_	5
36"	24"	R5SEE-754809_	4	R5SEE-874809_	5
42"	18"	R5SGC-754809_	4	R5SGC-874809_	5
42"	24"	R5SGE-754809_	4	R5SGE-874809_	5
48"	18"	R5SHC-754809_	4	R5SHC-874809_	5
48"	24"	R5SHE-754809_	4	R5SHE-874809_	5



This brochure proposes only a small quantity of the models available. Consult our web site for more possibilities and dimensions available.



Maintenance and Repair Shop

Since you are in charge of maintaining and repairing everything that could break in the mine, you must have the proper tools and a robust and functional workstation. Several arrangements are possible and a wide variety of accessories can be added both above and below the workstation to create the unit that responds perfectly to your needs. Each drawer has a capacity of 400 lb and there is a Lifetime Warranty on the rolling mechanism.

You can choose from 6 types of surfaces: painted steel, galvanized steel, laminated wood, plastic laminated, stainless steel and acrylic/PVC. With Rousseau, whether you need a basic table with an open leg and a top or a personalized workstation, fixed or mobile, we have what you need.

Multi-Purpose Workstation



R5WH5-2051

- Laminated wood top;
- Upper cabinet with double door;
- Louvered panel for hooks or plastic bins (8 plastic bins included);
- Wire spool support with a capacity of 50 lb.;
- 15A power feed panel with 6 outlets;
- 1 heavy-duty "R" cabinet with lock, 30" W x 27" D, with 5 compartmentalized drawers, including 2 - 3" drawers, 1 - 4" drawer, 2 - 8" drawers and a 2" recessed base;
- 1 heavy-duty "R" cabinet with lock, 30" W x 27" D, with double door, an adjustable shelf and a 2" recessed base;
- Dimensions: 60" W x 30" D x 82" H.

Maintenance Workstation



R5WH5-2053

- Laminated wood top;
- 2 upper cabinets with double doors;
- 2 tiltable shelves;
- 15A power feed panel with 6 outlets;
- 2 heavy-duty "R" cabinets with lock, 30" W x 27" D, each with 5 compartmentalized drawers, including 2 - 3" drawers, 1 - 4" drawer, 2 - 8" drawers and a 2" recessed base;
- Dimensions: 60" W x 30" D x 82" H.

Double Workstation



R5WP5-6005

- Stainless steel top;
- 2 upper cabinets with flipper doors;
- 2 - 15A stainless steel power feed panels with 6 outlets each;
- Stainless steel perforated panels or painted louvered panels;
- 1 heavy-duty "R" cabinet with lock, 36" W x 27" D, with 4 compartmentalized drawers, including 1 - 4" drawer, 1 - 6" drawers, 2 - 8" drawers and a 4" stainless steel base;
- 1 heavy-duty "R" cabinet with lock, 36" W x 27" D, with 4 compartmentalized drawers, including 3 - 6" drawers, 1 - 8" drawer and a 4" stainless steel base;
- Dimensions: 96" W x 30" D x 76" H.

Option with louvered panels:



R5WP5-6007



A mechanic's tool box is without a doubt their most important work instrument. The quality of the tool box should not be neglected. With its unique style, the Rousseau tool box is one of the safest on the market, with its integrated "A" lock-in mechanism on the drawers that can be activated with one hand and the true one-drawer-at-a-time system.

Mobile, they are very useful to go repair equipment that is too large to be moved or simply fixed in place, enabling you to have all your tools at the right place. Rousseau tool boxes are robust and distinctive. They are designed for intense use in harsh work environments such as mines. They are equipped with the most durable drawer in the industry, with a capacity of 400 lb and a Lifetime Warranty on the rolling mechanism. Please note that it is possible to build a tool box from A to Z. A very large number of dimensions are available, along with numerous accessories such as mag casters and stainless steel drawer fronts.

"R" Heavy-Duty Tool box



R5BHE-3401

8 drawers with partitions and dividers, 48" wide, including 4 - 3" drawers, 3 - 4" drawers and 1 - 6" drawer;
 4 - 6" casters, including 2 swivel casters with brakes and 2 rigid casters with a capacity of 900 lb each;
 Steel surface with rubber mat;
 Large handle to make moving cabinet easier;
 Includes a lock on the cabinet;
 Dimensions: 48" W x 24" D x 41 1/2" H.

"R" Multi-Drawer Tool box



R5GKG-3820

5 drawers, 36" wide, including 1 - 3" drawer, 1 - 4" drawer, 1 - 6" drawer and 2 - 8" drawers;
 5 drawers, 24" wide, including 1 - 3" drawer, 3 - 6" drawers and 1 - 8" drawer;
 1 drawer, 60" wide;
 4 - 6" casters with mag casters, including 2 swivel casters with brakes and 2 rigid casters with a capacity of 1000 lb each;
 Stainless steel cover;
 Large handle to make moving cabinet easier;
 Includes a lock on the cabinet;
 Dimensions: 60" W x 27" D x 45 1/2" H.



"R" Heavy-Duty Cabinet



R5AEE-5825

8 drawers with partitions and dividers, including 1 - 3" drawer, 1 - 5" drawer, 3 - 6" drawers, 2 - 8" drawers and 1 - 12" drawer;
 2" base designed to allow the cabinet to be moved from the front with a forklift;
 Includes a lock on the cabinet;
 Dimensions: 36" W x 24" D x 60" H.



This brochure proposes only a small quantity of the models available. Consult our web site for more possibilities and dimensions available.



Rousseau's multi-purpose workstations are the perfect way to manage the many tasks you balance throughout your work day. Whether maintaining a reception area for visitors and workers or managing administrative documents, our workstations will meet your needs.

You can configure your drawers with several accessories such as folder hanging bars, plastic bins, partitions and dividers, foam for tools and drawer locks. Several sizes and surfaces are available: painted steel, galvanized steel, laminated wood, plastic laminated, stainless steel and acrylic/PVC. Moreover, you can choose from among 6 drawer heights. Each "L" drawer has a capacity of 100 lb at 100% drawer extension.

Workbench with "L" Cabinet



LG2131C

Laminated wood top;
 Open leg 27" D x 32" H, equipped with knockouts to allow installation of electrical outlets;
 1 compact "L" cabinet, 18" W x 21" D, with 4 compartmentalized drawers, including , 2 - 6" drawers, 1 - 12" drawer and a 4" base;
 Includes a lock on the cabinet;
 Dimensions: 60" W x 30" D x 34" H.

Workstation with "L" Cabinet



LC2101C

Laminated wood top;
 Open leg 27" D x 32" H, equipped with knockouts to allow installation of electrical outlets;
 1 compact "L" cabinet, 18" W x 21" D, with 4 compartmentalized drawers, including 2 - 3" drawers, 1 - 6" drawer, 1 - 12" drawer and a 4" base;
 1 upper cabinet;
 Includes one lock on the cabinet and one on the upper cabinet;
 2 tiltable shelves;
 Perforated panel, which is very useful for hanging accessories and tools;
 1 workstation light;
 Dimensions: 60" W x 30" D x 82" H.



Optional Folder Hanging Bars

Workstation with 4 "L" Cabinets



LC2401C

Laminated wood top;
 4 compact "L" cabinets, 18" W x 21" D, each with 4 compartmentalized drawers, including 2 - 3" drawers, 1 - 6" drawer, 1 - 12" drawer and a 4" base;
 2 upper cabinets;
 Includes one lock on each cabinet and on each upper cabinet;
 Perforated panel, which is very useful for hanging accessories or tools;
 One reversible tackboard and marker panel (one side cork, one side acrylic);
 Dimensions: 72" W x 24" D x 82" H.



Specialized Storage

Rousseau products adapt to everyone's realities. The quality, robustness and safety of our products are perfectly suited for the needs of an underground or open-pit mine. Starting with standard products, it is possible to create a solution that is adapted to your specific needs. Here are a few examples of applications based on Rousseau products.

Shelving Unit for Clothing



These are Spider® shelving units with SH50 shelf dividers. Each employee has his own storage space for his work clothes. Creates a tidy and orderly area.

Rack for Radio Batteries




Using Spider® shelving units, you can store all batteries and radios in a single place. This rack creates a very orderly look and your employees will no longer waste their time looking for batteries.

Rack for Lifting Equipment



Using Mini-Racking, hanging rails, and hooks, you can store all lifting equipment in a single place. Each hook has a capacity of 50 lb.

"5S" Storage



Over the years, Rousseau has developed storage solutions that satisfy the standards of the "5S" method.

This Japanese technique is intended to ensure continuous improvement of the work environment. It is intended to improve organization and make the work environment functional while ensuring that each tool is in its place, clearly identified and easy to find.

Moreover, the storage solutions that we propose will help you improve working conditions and morale, while reducing the time and energy used by your personnel.

Label Holder

RG51



Made of transparent, non-reflective plastic which is ideal for reading labels. Equipped with a fold to protect the label.

Foam for Tools

RG42



Resistant to oil and not absorbent, this foam insert for drawers will protect your tools while making them easy to find.

Louvered Panel

WM55



Made of painted steel, can hold all brands of plastic bins with hanger lips available on the market.

Identification Decal

WM91



Serves to easily identify the position of the tools on the perforated panels. Contrasting colour to ensure rapid identification so as to determine if any tools are missing and which ones.

Rousseau, working with you since 1950

Since 1950 Rousseau has been designing, engineering and manufacturing modular storage systems for a variety of markets. Our 173,000 square foot facility, a sign of our growth and vitality, is equipped with cutting edge technology.

We offer a complete and integrated solution for all of your storage needs: drawers for shelving and cabinets, industrial shelving, Mini-racking, toolbox system, workstations and more.

Visit us at rousseau-metal.com for all the details.

COLORS

Standard Colors

The colors may differ slightly from those illustrated.


Avalanche Blue 055	Everest Blue 051	Classic Blue 052	Midnight Blue 057	Boreal Green 102	Black 091	Beige 041	Frost White 061	Light Gray 071	Charcoal Gray 072	Glossy Yellow 208	Sienna Orange 085	Flame Red 081	White 616

Note: For custom colors, contact our customer service representatives.

Handle End Caps and Door Handle

Ocean Blue 011	Orange 021	Black 031

Rousseau's main markets and product lines



General Brochure




Modular Drawer System




Spider® Shelving System



Toolbox System




Workstation System




Automotive Service Storage Equipment




Automotive Parts Storage Equipment



Healthcare Storage System



CNC Tool Storage System



Storage System for the Mining Industry



®

Rousseau Métal inc.

105, avenue de Gaspé Ouest
Saint-Jean-Port-Joli (Québec)
G0R 3G0 CANADA

Telephone : 418.598.3381
Fax : 418.598.6776

E-mail : info@rousseau-metal.com

Toll free (Distributor) : 1.800.463.4271

Toll free (End user) : 1.866.463.4270

www.rousseau-metal.com

For more information, please contact your local distributor:



7PE02A00
E02-SE12A

Rousseau is continuously improving its products and reserves the right to make any modifications judged necessary.