


PALLET PAL[®]

Level Loaders, Turntables, Rotators/Inverters and Transporters



SOUTHWORTH

PALLETPAL[®]


LEVEL LOADERS

These are the products that revolutionized manual pallet loading and unloading in North America. PalletPal[®] Level Loaders automatically position pallets to the ideal height for manual loading and unloading. Starting with the original automatic spring-actuated unit introduced by Southworth in 1988, the line has grown to include several products, tailored for specific application niches.

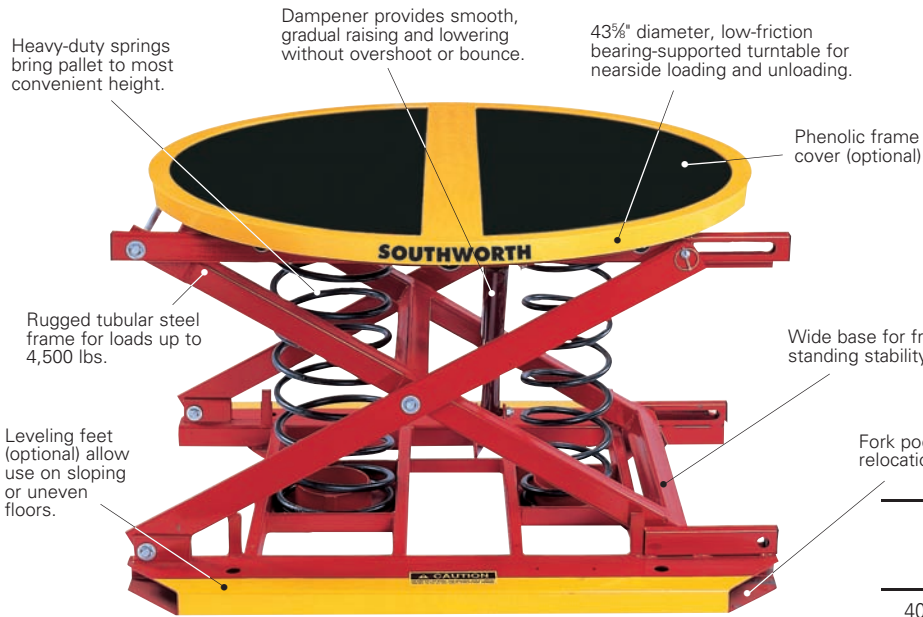
PALLETPAL[®] FULLY AUTOMATIC SPRING-ACTUATED

Ideal for Most Applications

With inherent stability and no power sources or connections, the fully automated mechanical PalletPal[®] is virtually maintenance-free. The turntable is easily rotated even when fully loaded and allows for nearside loading and unloading without walking around the unit.



Best used with uniform loads



Spring installation is fast and easy. Springs accommodate wide load range with no need for adjustment and require no tools.

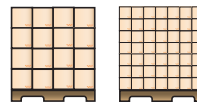


CAPACITY	LOWERED HEIGHT	RAISED HEIGHT	APPROX. SHIPPING WEIGHT
400 - 4,500 lbs.	9"	28"	460 lbs.

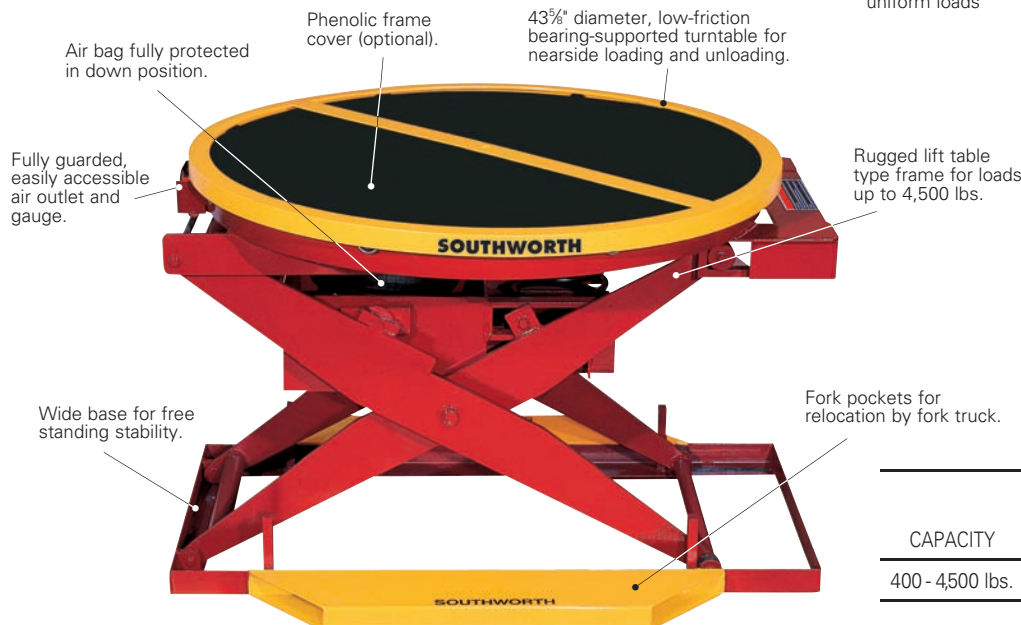
PALLETPAL[®] FULLY AUTOMATIC PNEUMATIC-ACTUATED

For Use Where Loads Vary Widely and are Changed Frequently

The Pneumatic Option PalletPal[®] provides all the performance of our spring unit, but uses an airbag that operates on shop air. It automatically positions loads weighing up to 4,500 lbs. with as little as 80 psi.



Best used with uniform loads



CAPACITY	LOWERED HEIGHT	RAISED HEIGHT	APPROX. SHIPPING WEIGHT
400 - 4,500 lbs.	9½"	30.5"	615 lbs.

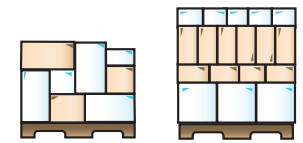
POWERED PALLETPAL®

When loads, weights, pallet sizes or product dimensions vary greatly, a Powered PalletPal® with total operator control is the solution. A foot control allows the operator to adjust the load to an infinite number of positions up to 32¾" (plus pallet), so it is always at the most comfortable height for loading and unloading. The manual turntable allows quick and easy rotation of the load so that the operator is always working on the near side, eliminating reaching, stretching and walking around. Built-in fork pockets provide both ease of portability and additional stability.

Powered PalletPal Level Loaders are available in two styles. The **Hydraulic Powered PalletPal** works on standard 115V power and is available in 2,000 and 4,000 lb. capacities. The **Pneumatic Powered PalletPal** operates on shop air. A heavy-duty airbag positions pallet loads weighing up to 4,000 lbs. with as little as 80 psi.



Foot controls position the load at any height within the unit's working range.



Best used with non-uniform loads (mixed product sizes)

HYDRAULIC

MODEL NO.	LIFT MECHANISM	CAPACITY	TURNTABLE DIAMETER	LOWERED HEIGHT	RAISED HEIGHT	POWER	APPROX. SHIPPING WEIGHT
PPH2-24	Hydraulic	2,000 lbs.	43¾"	8¾"	32¾"	115/1/60	700 lbs.
PPH4-24	Hydraulic	4,000 lbs.	43¾"	8¾"	32¾"	115/1/60	760 lbs.
PPA2-24	Pneumatic	2,000 lbs.*	43¾"	9½"	33½"	80 PSI/15 CFM	640 lbs.
PPA4-24	Pneumatic	4,000 lbs.*	43¾"	9½"	33½"	80 PSI/15 CFM	660 lbs.

* This is not a lifting capacity. These airbag actuated machines are dedicated to pallet positioning applications. The capacity denotes the maximum weight of the fully loaded pallet that is appropriate for each model.

PALLETPAL® DISC TURNTABLE



Low-profile design, less than 1" high, allows PalletPal® Disc Turntables to accept a hand pallet truck. By rotating the load, the operator always works from the nearside without walking around the pallet. The risk of injury from reaching or stretching is virtually eliminated. The turntable can be easily moved throughout the plant.

By adding a mast and power drive unit to the disc turntable, we have created an economical **PalletPal Stretch Wrapper**. It is faster, safer, and easier than hand wrapping and costs thousands of dollars less than fully automated stretch wrappers.



PALLETPAL DISC TURNTABLE

CAPACITY	TURNTABLE HEIGHT	TURNTABLE DIAMETER	OVERALL DIAMETER	APPROX. SHIPPING WEIGHT
4,000 lbs.	7/8"	43¾"	48¾"	220 lbs.

PALLETPAL DISC STRETCH WRAPPER

CAPACITY	OVERALL DIMENSIONS			MAXIMUM LOAD SIZE			POWER	APPROX. SHIPPING WEIGHT
	WIDTH	LENGTH	HEIGHT	WIDTH	DEPTH	HEIGHT*		
2,500 lbs.	48½"	90½"	60½"	50"	50"	65"	115/1/60	725 lbs.


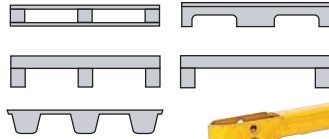
*77" with optional extended mast.

PALLETPAL® MOBILE LEVELER/STACKER

Perform multiple functions with one versatile machine. Used by itself as a mobile pallet positioner or as the perfect companion to your PalletPal, the mobile leveler can deliver and remove loads quickly and easily without the expense of a ride-on fork truck. The straddle design accepts any pallet or skid. One PalletPal Mobile Leveler can feed multiple PalletPals. Comes with 115V battery charger and is available with automatic load leveling eye.



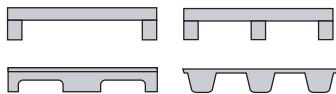
For use with skids and open or closed bottom pallets to 40" wide.



MODEL NO.	CAPACITY	DRIVE	LIFT	LOWERED HEIGHT	RAISED HEIGHT	OVERALL DIMENSIONS			FORK WIDTH	FORK LENGTH	LOAD CENTER	APPROX. SHIPPING WEIGHT
						WIDTH	LENGTH	HEIGHT				
PML-22-ME	2,200 lbs.	Manual	Electric	3¼"	36"	54½"	66"	52½"	22"	42"	24"	525 lbs.
PML-30-ME	3,000 lbs.	Manual	Electric	3¼"	36"	54½"	66"	52½"	22"	42"	24"	600 lbs.
PMLS-22-ME	2,200 lbs.	Manual	Electric	2½"	35"	54½"	66"	52½"	14-31"	42"	24"	675 lbs.
PMLS-30-ME	3,000 lbs.	Manual	Electric	2½"	35"	54½"	66"	52½"	14-31"	42"	24"	730 lbs.

PALLETPAL® LIFT TRUCK

If you use open bottom pallets or skids, now you can transport and palletize with a single device. Loads can be adjusted up and down at the touch of a button or the PalletPal Lift Truck can be equipped with an optional "level eye" for auto leveling. Unit comes with 115V battery charger.



Use with open bottom pallets or skids.



Three sided access with minimum reachover.

MODEL NO.	CAPACITY	LIFT	LOWERED HEIGHT	RAISED HEIGHT	FORK WIDTH	FORK LENGTH	INDIVIDUAL FORK WIDTH	PUMP MOTOR	BATTERY	CHARGER	APPROX. SHIPPING WEIGHT
PT-33-E	3,300 lbs.	12V DC	3½"	31½"	21¼" or 27"	48"	6½"	12V	12V, 90 Ah	12V, 10Amp	345 lbs.
PT-33-M	3,300 lbs.	Manual	3½"	31½"	21¼" or 27"	48"	6½"	NA	NA	NA	240 lbs.


PALLETPAL® ROLL-ON™

For Use with Hand Pallet Trucks

With internal hydraulic power, PalletPal® Roll-On™ Level Loaders lower to floor height so pallets can be rolled on and off with a hand pallet truck. The lift is then easily adjusted by pushbutton or foot switch control to maintain an ideal height for manual loading and unloading. The narrow side and back panels provide easy reachover for four sided access.

Now available with One Touch Auto Leveling

Allows the operator to “dial-in” the exact increment of travel for loading or unloading. It will also return the platform to full height (or to fully lowered position) at “one touch of the button.”



MODEL NO.	CAPACITY	PLATFORM SIZE	LOWERED HEIGHT	RAISED HEIGHT	RISE TIME (sec.)	POWER	APPROX. SHIPPING WEIGHT
ROLLC2.5-28	2,500 lbs.	40" x 48"	3/8"	28"	22	115/1/60	1,350 lbs.
ROLLC2.5-28	2,500 lbs.	44" x 48"	3/8"	28"	22	115/1/60	1,500 lbs.
ROLLC2.5-28	2,500 lbs.	52" x 48"	3/8"	28"	22	115/1/60	1,650 lbs.
ROLLC4-28	4,000 lbs.	40" x 48"	3/8"	28"	30	115/1/60	1,500 lbs.
ROLLC4-28	4,000 lbs.	44" x 48"	3/8"	28"	30	115/1/60	1,650 lbs.
ROLLC4-28	4,000 lbs.	52" x 48"	3/8"	28"	30	115/1/60	1,800 lbs.

Units are furnished with either pushbutton or foot switch control.



ROLL-ON™ WITH TURNTABLE

MODEL NO.	CAPACITY	PLATFORM SIZE	LOWERED HEIGHT	RAISED HEIGHT	RISE TIME (sec.)	POWER	APPROX. SHIPPING WEIGHT
ROLLC3-28	2,500 lbs.	44" x 48"	2"	30"	30	115/1/60	2,400 lbs.

Units are furnished with either pushbutton or foot switch control.

PALLETPAL® ROLL-IN™

For Use with Hand Pallet Trucks


A unique low-profile design allows the Roll-In™ to be fed with an ordinary hand pallet truck. Simply pick up the palletized load (on any type of open-bottom pallet or skid), raise the pallet truck and roll the load into position. The pallet moves over the Roll-In while the pallet truck rolls in between the outside platform and center support beam. The load is uniformly positioned and the pallet truck can be lowered and rolled out of the way. Workers can access loads from all four sides with minimum reachover. A convenient foot switch control allows for hands-free positioning of loads, and a full perimeter toe guard provides an added measure of safety.



MODEL NO.	CAPACITY	PLATFORM SIZE	LOWERED HEIGHT	RAISED HEIGHT	RISE TIME (sec.)	I.D.	POWER	APPROX. SHIPPING WEIGHT
ROLL-E-2.5	2,500 lbs.	48" x 53"	3/4"	35 3/4"	26	29"	115/1/60	650 lbs.
ROLL-E-4	4,000 lbs.	51" x 53"	4"	36 1/2"	45	29"	115/1/60	800 lbs.

PALLETPAL® ROTATOR/INVERTER

Restack Pallets the Faster, Safer, and Easier Way

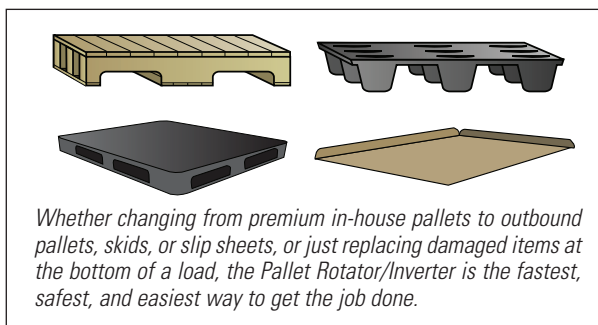


With the ability to handle pallet loads measuring up to 48" x 48" x 60" high; the PalletPal® Pallet Inverter is a simple, rugged machine designed to invert entire pallet loads. The pressure adjustable clamping mechanism easily secures loads up to 4,400 pounds and rotates them 180 degrees on a massive anti-friction turret bearing.

Uses include:

- Replacing broken pallets
- Switching loads to/from in-house or shipping pallets
- Transferring from pallets to slip sheets
- Replacing damaged goods at the bottom of the load

No matter what the application, a Southworth Inverter is faster, safer, and easier than manual restacking of pallets.



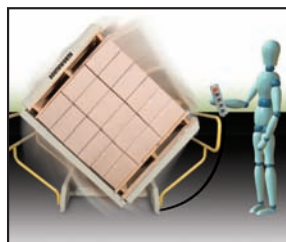
Just four simple steps...



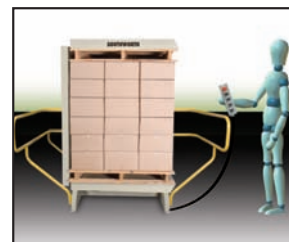
1. Add replacement pallet or slip sheet to top of load.



2. Place loaded pallet into inverter.



3. Use remote control to clamp and rotate load in about 15 seconds.



4. Entire cycle takes about a minute.

MODEL NO.	CAPACITY	OVERALL DIMENSIONS			MAXIMUM OPENING	MINIMUM OPENING	CLAMP SPEED	MAXIMUM LOAD SIZE			APPROX. SHIPPING WEIGHT	
		WIDTH	DEPTH	HEIGHT				WIDTH	DEPTH	HEIGHT		POWER
SR-44-62	4,400 lbs.	96"	85"	89"	96"	85"	2" per sec.	48"	48"	60"	460/3/60	4,000 lbs.

Visit www.SouthworthProducts.com

SOUTHWORTH

Southworth Products Corp
 P.O. Box 1380, Portland, ME 04104-1380
 TEL: (800) 743-1000 • (207) 878-0700
 FAX: (207) 797-4734
 Email: salesinfo@SouthworthProducts.com